

PAIRING THE LI4278 TO A TABLET

INSTRUCTION GUIDE



TECHNOLOGY SHOULD WORK TOGETHER.

In an effort to increase productivity and improve efficiencies, businesses continue to adopt consumer products for use in various enterprise applications. Motorola is making it easier than ever for our customers to leverage the superior decode capability of our enterprise grade, secure Bluetooth enabled cordless scanners and couple them with consumer-based devices.

The LI4278 Cordless Linear Imager offers many advantages when used as an auxiliary scanner for your tablet.

- **Excellent 1D scanning performance** – delivers superior scanning speed, motion and angular tolerance, and a wide data capture range that most embedded cameras just can't compete with in scan intensive situations
- **iOS Virtual Keyboard Toggle** – let's you easily switch between scanning barcodes and entering data on the virtual keyboard
- **Bluetooth v2.1** – Provides improved security, performance, energy management and simple pairing over the Bluetooth wireless connection
- **Built for all day everyday use** – survives multiple 6 foot drops to concrete and has superior battery power management that lasts well beyond a single shift in the highest usage profiles

Motorola is committed to working with our enterprise partners and customers on a wide variety of devices to help them be their best in the moments that matter.

LI4278 LINEAR IMAGER PAIRING THE LI4278 TO AN iPad



LI4278



iPad

FOLLOW THESE 10 EASY STEPS:

1 Set LI4278 Factory Defaults

Set Factory Defaults



2 The following barcodes must be scanned before attempting to pair the scanner to the Apple device.

Note: This feature is only available with LI4278 firmware PAABIS00-002-R00 or higher.

Apple iOS Virtual Keyboard Enable



Remain in Slave Mode



Time Delay to Low Power 1 Second



Bluetooth Keyboard Emulation (HID Slave)



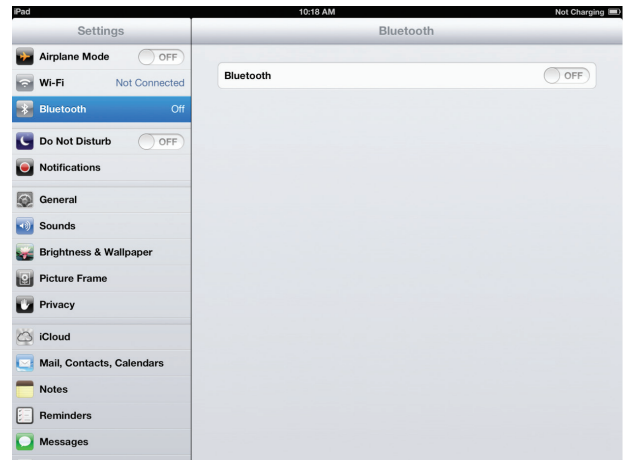
LI4278 LINEAR IMAGER

PAIRING THE LI4278 TO AN iPad

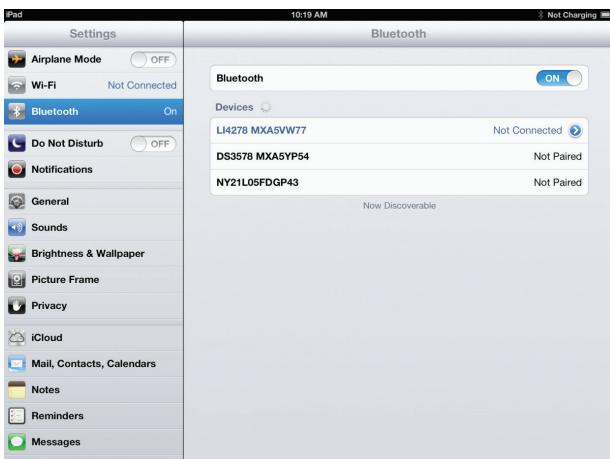
3 Select Settings from the iPad Desktop:



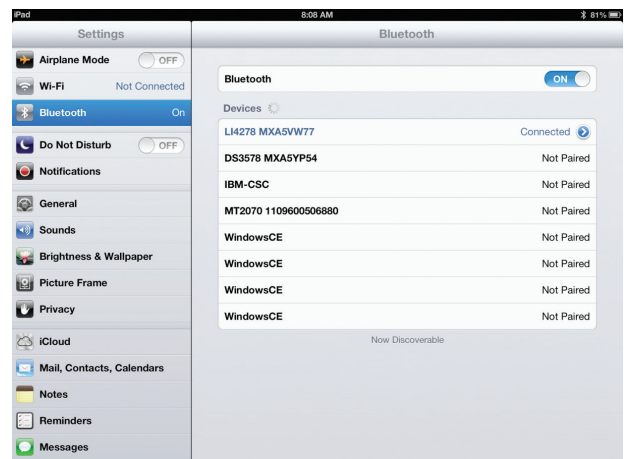
4 Turn Bluetooth On:



5 Choose LI4278 from available Bluetooth devices. The serial number of the device assists in identifying the correct device:



6 Tap the LI4278 to select it. The iPad automatically connects to the linear imager. The scanner emits a short low beep followed by a short high beep indicating the successful connection.



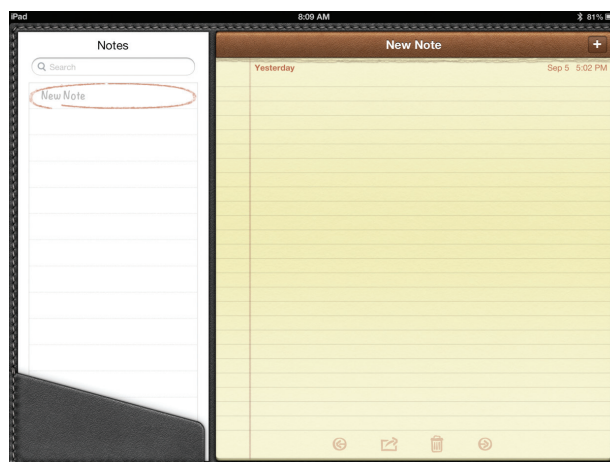
LI4278 LINEAR IMAGER

PAIRING THE LI4278 TO AN iPad

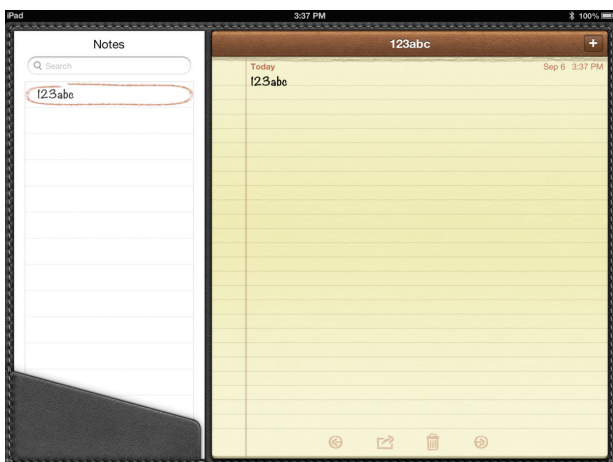
- 7** The device is now **connected** to the iPad as a keyboard device. Test it in an application that accepts keyboard input, such as **Notes**.



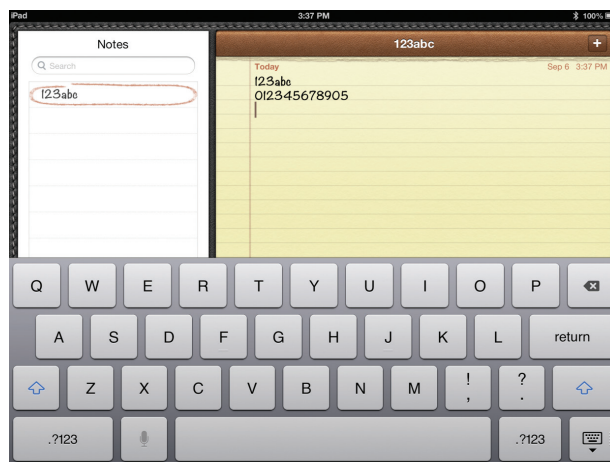
- 8** Tap the white **+** in the upper right to start a new **Note**.



- 9** Scan a barcode. It is displayed in the **Note**:



- 10** A quick double-pull of the scanner trigger will open or close the **virtual keyboard**.



Part number: GUIDE-LI4278-TABLET. Printed in USA 10/13. MOTOROLA, MOTO, MOTOROLA SOLUTIONS and the Stylized M Logo are trademarks or registered trademarks of Motorola Trademark Holdings, LLC and are used under license. All other trademarks are the property of their respective owners. ©2013 Motorola Solutions, Inc. All rights reserved.




IDWholesaler
We know ID. *It's what we do.*



www.IDWholesaler.com
(800) 321-4405 x2

